



HADER
SOLUTIONS



Ret Wire

USER GUIDE



www.hader.eu

For enhanced retention and durability, Ret Wire provides a secure, flexible solution for connecting teeth to acrylic bases.

ENHANCED RETENTION FOR PROSTHETICS

Ret Wire's specially designed deep thread ensures a strong bond between the acrylic base and artificial teeth, significantly improving retention and reducing the risk of detachment over time.

NATURAL AESTHETICS

The wire's colour is matched to blend seamlessly with the acrylic, minimizing visibility and enhancing the overall appearance of the dental prosthesis for a more natural look.

CUSTOMIZABLE FLEXIBILITY

Crafted from a flexible material, Ret Wire can be easily bent and adjusted in any direction, offering technicians maximum adaptability to meet specific patient requirements.

USER-FRIENDLY DESIGN

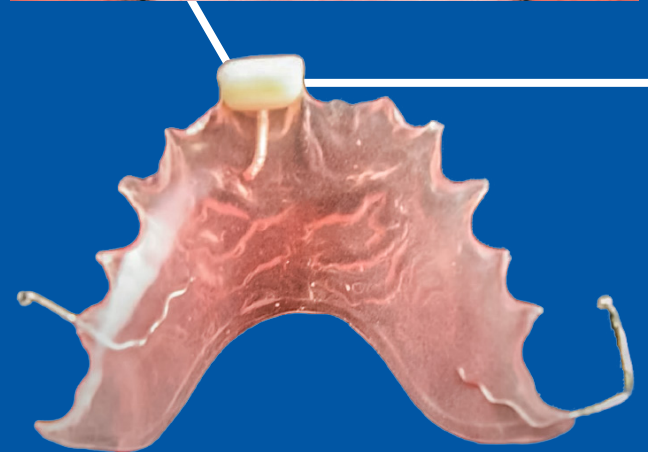
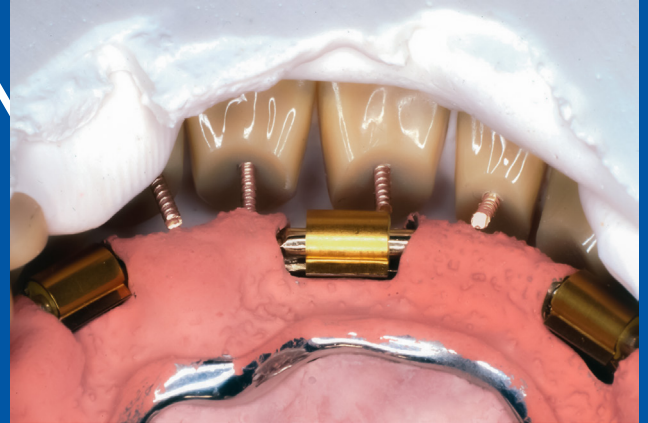
The installation process is straightforward and efficient, saving valuable time in the laboratory while maintaining precision and quality.

PROVEN TENSILE STRENGTH

Ret Wire's tensile strength is designed to ensure reliability even in demanding clinical scenarios.

VERSATILE APPLICATION

Suitable for single, multiple, or full-arch restorations in both maxillary and mandibular prostheses, Ret Wire is a versatile solution for various prosthetic needs.



RET WIRE



1- Place the drill (1041003) on a handpiece and drill a 3mm hole in the desired position of the acrylic tooth.

2- Place a ret wire (1041002) in the holder (1041012) and screw it into the created hole.

3- If needed, bend the wire in the desired direction.

4- Cut the ret wire to the required length. Approximately 4mm.


5- Process the acrylic resin as usual.

Available Products



1041001
Kit Ret Wire
Includes:
- 1 Wire holder
- 3 Twist drills
- 13 pieces of 80 mm long wire

1041003-3
Ret Wire Spare Drills 3 PCS
3 twist drills for hand piece



1041002-1
Refill Ret Wire
13 pieces of 80 mm long wire

1041012-1
Ret Wire Tool



Visit our website at www.hader.eu or simply scan the **QR code** to download our comprehensive product catalogue. Inside, you'll find a wide array of attachment systems, instruments, and innovative solutions designed for dentists and dental laboratories. Explore our offerings and discover how we can support your practice with high-quality, reliable products.



General Recommendations

- The assembly of the components with the prosthesis must be performed by a properly trained dental technician, dentist or prosthodontist.
- In case of previous shock of the prosthesis. It must be checked for any signs of fractures or fissures.
- Ret wire undergoes a surface adonisation treatment, and as a result it acquires its characteristic pink colour. This coloration might loosen off if the wire is bent. However, as there is no coating on the product, there is no risk of any residues coming off the wire.

The surface adonisation process manipulates the oxide layer on the surface of the titanium, as a result, colour is perceived when light reflects it.

Alloys and Materials

- Titanium

This catalogue and its contents are the copyright of Hader Solutions & Distribution LTD. © 2024. All rights reserved. Any redistribution or reproduction of part or all of the contents in any form is prohibited other than the following. You may print or download contents to a local hard disk extracts only for your personal and non commercial use only. You may copy some extracts only to individual third parties for their personal use, but only if you acknowledge the catalogue as the source of the material. You may not, except with our express written permission, distribute or commercially exploit the content. You may not transmit it or store it in any other catalogue, website or other form of electronic retrieval system.

Hader Solutions & Distribution LTD.

Unit 9, 70 Applewood Main St.
Applewood, Swords
CO. Dublin, K67 V4H1
Ireland

